

**Evalumetrics Youth Survey
2019
Allegany County**

**Allegany County
Evalumetrics Youth Survey
(Risk and Protective Factor Survey)
2019**

**Prepared by:
Evalumetrics Research
58 Scotland Road
Canandaigua, New York 14424
rlillis@rochester.rr.com
www.evalumetrics.org**

**Sponsored by:
Allegany Council on Alcoholism and Substance Abuse
ACASA**

This research was supported in part with funds from the
U.S. Substance Abuse Mental Health Services Administration
STOP-ACT Grant SPO21879-02

Evalumetrics Youth Survey 2019 Allegany County

INTRODUCTION

The Evalumetrics Youth Survey (EYS) has been conducted in schools throughout Allegany County every odd-numbered year since 1999 and most recently, in 2019. The EYS is based on the Risk and Protective Factor Model developed at the University of Washington by J. David Hawkins, Richard Catalano, and Janet Miller. The EYS asks students about several critical health risk behaviors such as substance use, violence and depression. The EYS also includes questions about students' attitudes toward and connection to school, family and community.

This report provides results for Allegany County Schools. Details of the student response sample for Allegany County are shown in appendix A.

2019 Survey Participants

Middle School
Students
(Grades 6 and 8)

High School
Students
(Grade 10 and 12)



Allegany County

Grade	Females	Males
6th	213	207
8th	178	212
10th	163	201
12th	175	156
Total	729	776

Evalumetrics Youth Survey 2019 Allegany County

Prevalence of Substance Use

Young peoples' use and abuse of alcohol, tobacco and other drugs remains a major concern for parents, health professionals, law enforcement and schools. Since the 1990's substance abuse prevention has developed evidence-based programs based on the Risk and Protective Factor Model. In the EYS, students were asked if, and how often they had used alcohol, tobacco, marijuana or other substances. Tables 1 (see Attachment I) shows the proportions of students (prevalence) who reported ever using, using in the 12 months prior to the survey and using in the 30 days prior to the survey. Alcohol, Marijuana and e-cigarettes are the most frequently used substances. Significant results include:

Alcohol Use in Past 30 Days

1.8% of 6th grade students; 9.5% of 8th graders; 17.4% of 10th graders; and 29.2% of 12th graders drank alcohol at least once in the past month.

Smoked Cigarette in Past 30 Days

0.2% of 6th grade students; 2.5% of 8th graders; 5.0% of 10th graders; and 10.8% of 12th graders smoked cigarettes in the past month.

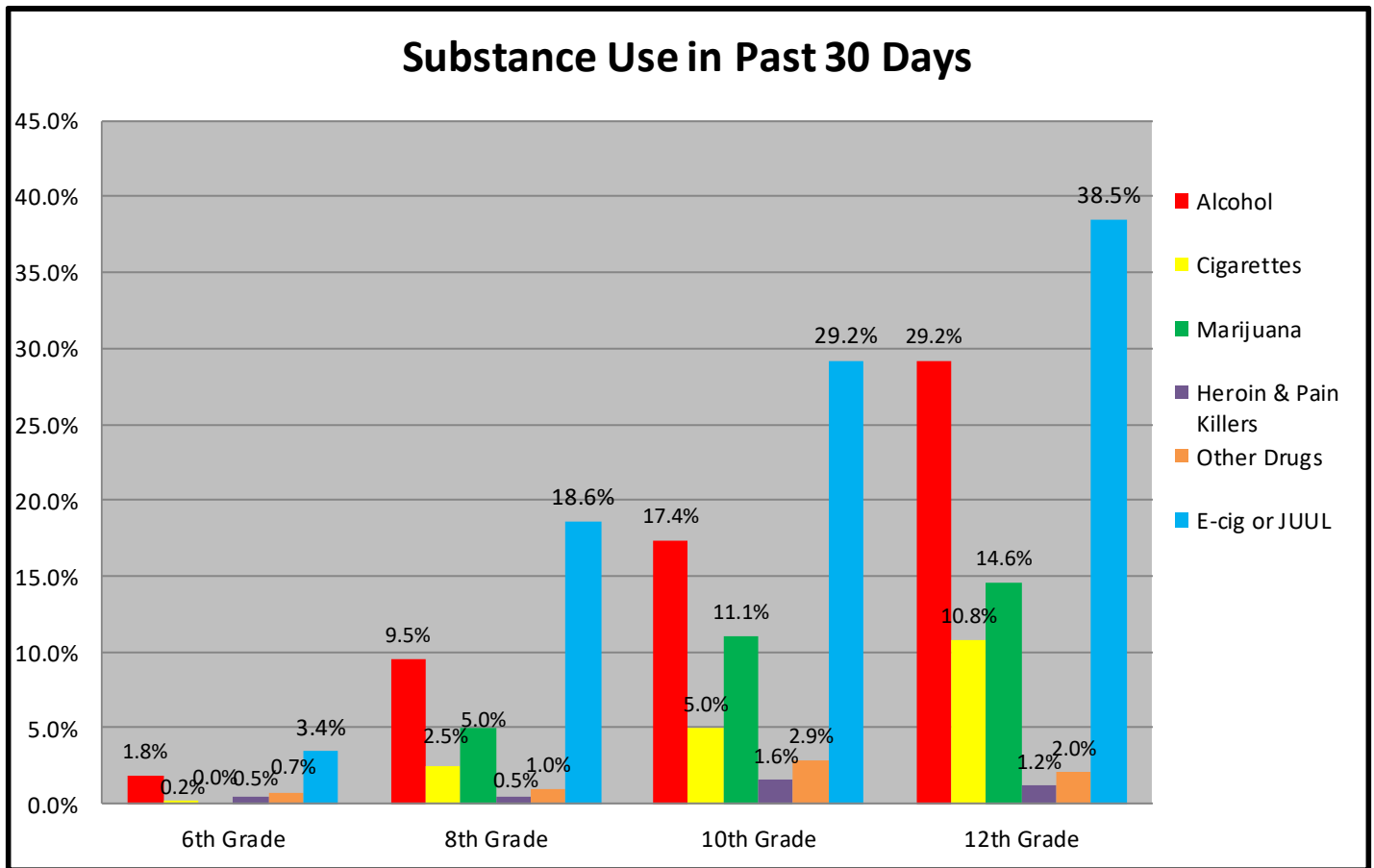
Used e-cigarette or JUUL in Past 30 Days

3.4% of 6th grade students; 18.6% of 8th graders; 29.2% of 10th graders; and 38.5% of 12th graders smoked cigarettes in the past month.

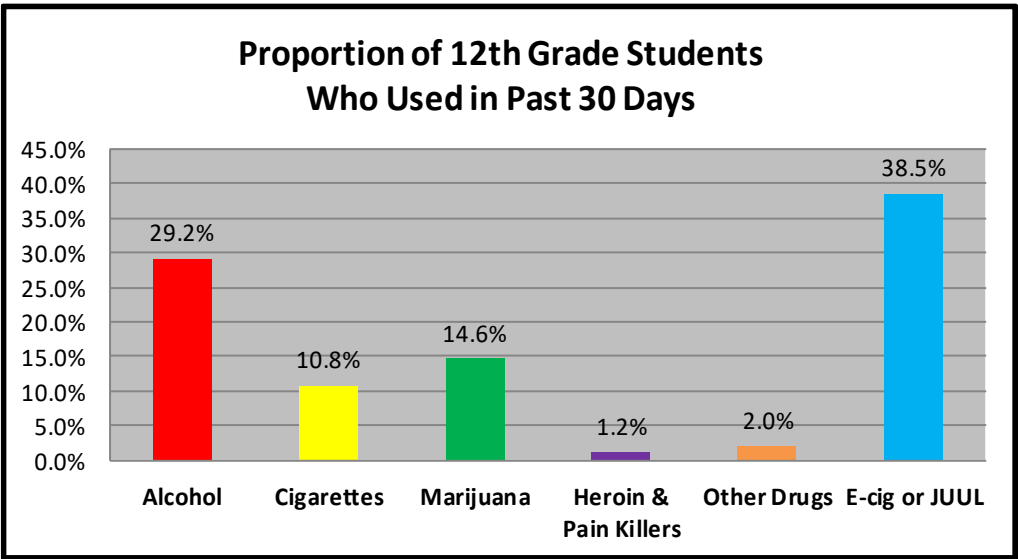
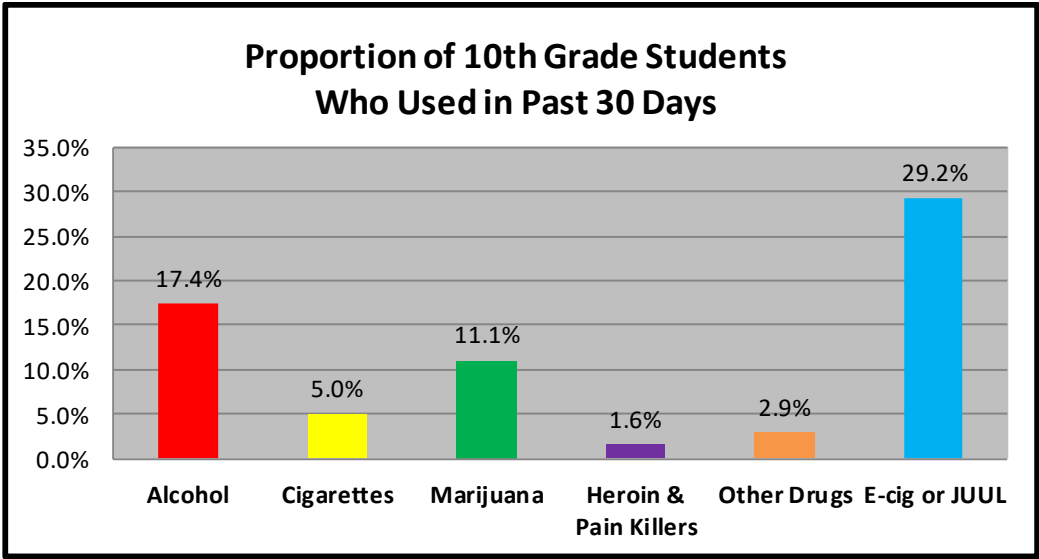
Marijuana Use in Past 30 Days

0.0% of 6th grade students; 5.0% of 8th graders; 11.1% of 10th graders and 14.6% of 12th graders smoked Marijuana in the past 30 days.

Evalumetrics Youth Survey 2019 Allegany County



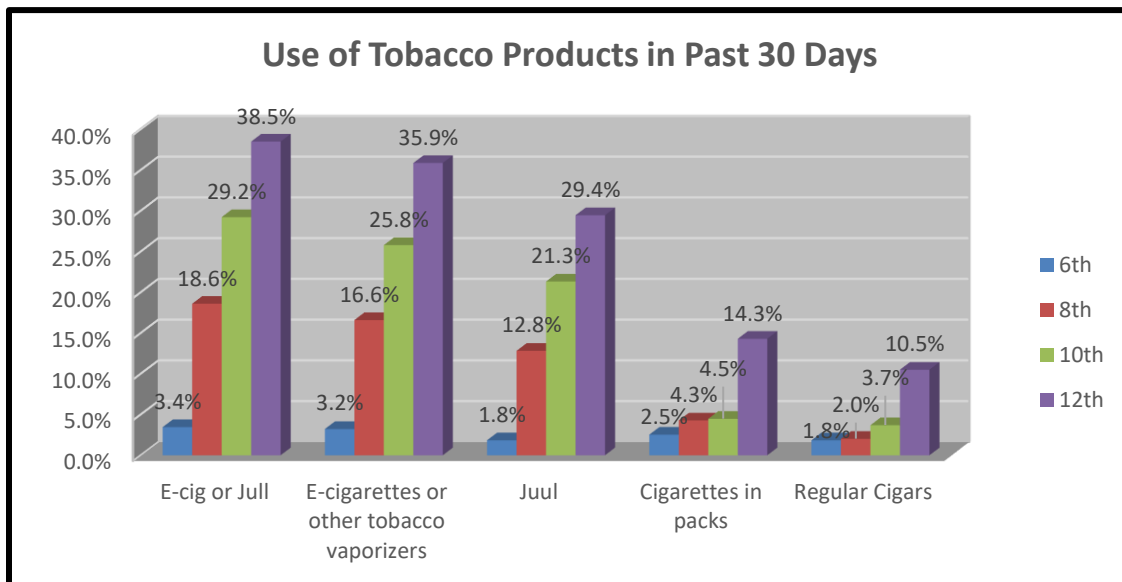
Evalumetrics Youth Survey 2019 Allegany County



Evalumetrics Youth Survey 2019 Allegany County

Use of Tobacco Products

While cigarettes have been decreasing in popularity, other tobacco products have gained popularity. In 2019, though one in 10 (10.8%) 12th grader reported smoking cigarettes, nearly four in 10 (39.7%) reported using at least one tobacco product. More than one in four (27.9%) 10th grader used one or more tobacco product. E-Cigarettes or other vaping devices, (e.g., JUUL) were the most commonly used tobacco products. More than one in three (35.9%) 12th grader used an E-cigarette or vaping device; more than one in four (29.4%) used a JUUL; and nearly four of 10 (38.5%) used one or the other or both.



Evalumetrics Youth Survey 2019 Allegany County

Risk and Protective Factors

The Risk and Protective Factor Model was developed at the University of Washington by J. David Hawkins, Richard Catalano, and Janet Miller. The model was developed by reviewing two decades of research that identified a link between certain risk factors and several problem behaviors and between protective factors and avoidance of problem behaviors. A major strength of this model is that by implementing strategies to reduce factors that predict one problem, (e.g., alcohol and other drug abuse) communities will likely reduce other negative behaviors, such as violence, delinquency, teen-pregnancy, gambling and dropping out of school.

While some risk factor prevalence might be low when compared to prevalence of use, it should be noted that risk factors are often predictors of future behavior. For example, the most common risk factor for 6th grade is Lack of Perceived Risk from Drug Use yet reported use of drugs by 6th graders is very rare ¹.

Middle School Risk and Protective Factors - Table 2a (see Attachment 1) shows the proportion of 6th grade students who scored at or above the risk level on each factor scale. The table is sorted from the most prevalent risk factors to least common in 2019.

6th Grade Risk and Protective Factors

Note:

An “R” in () means students were at risk from that Risk Factor.

A “P” in () means students were at risk from lack of that Protective Factor.

Domains

-C=Community Domain

-F=Family Domain

-S=School Domain

-I/P=Individual/Peer Domain

The most prevalent factor among 6th grade students was Lack Opportunities for Prosocial Behavior in the Community (P2-C) with 18.8% scoring above the risk level.

Other prevalent factors include: Lack Rewards for Prosocial Involvement in Family (P5-F) (23.0%); Poor Family Discipline (R7-F) (21.4%); and Lack Opportunities for Prosocial Involvement in the Community (P1-C) (19.1%).

¹ Note: The survey does not measure all risk or protective factors. For example, poverty is a significant risk factor.

Evalumetrics Youth Survey 2019 Allegany County

Middle School Risk and Protective Factors- Table 2b (see Attachment 1) shows the proportion of 8th grade students who scored at or above the risk level on each factor scale. The table is sorted by the most prevalent risk factors to least common in 2019.

8th Grade Risk and Protective Factors

Note:

An “R” in () means students were at risk from that Risk Factor.

A “P” in () means students were at risk from lack of that Protective Factor.

Domains

-C=Community Domain

-F=Family Domain

-S=School Domain

-I/P=Individual/Peer Domain

The most prevalent factor among 8th grade students was Lack Rewards for Prosocial Behavior in the Community (P2-C) with 21.9% scoring above the risk level.

Other prevalent factors include: Community Disorganization (R2-C) (19.6%); Sensation Seeking (R22-PI) (18.1%); and Low Neighborhood Attachment (R1-C) (16.6%).

Evalumetrics Youth Survey 2019 Allegany County

High School Risk and Protective Factors - Table 2c (see Attachment 1) shows the proportion of 10th grade students who scored at or above the risk level on each factor. The table is sorted by most common Risk Factors to least common in 2019.

10th Grade Risk and Protective Factors

Note:

An “R” in () means students were at risk from that Risk Factor.

A “P” in () means students were at risk from lack of that Protective Factor.

Domains

-C=Community Domain

-F=Family Domain

-S=School Domain

-I/P=Individual/Peer Domain

The most prevalent factor among 10th grade students was Lack Rewards for Prosocial Behavior in the Community (P2-C) with 27.4% scoring at or above the risk level.

Other factors were: Sensation Seeking (R22-PI) (23.4%); Lack Opportunities for Prosocial Involvement in the Community (P1-C); and Low Neighborhood Attachment (R1-C) (22.1%).

Evalumetrics Youth Survey 2019 Allegany County

High School Risk and Protective Factors - Table 2d (see Attachment 1) shows the proportion of 12th grade students who scored at or above the risk level on each factor. The table is sorted by most common Risk Factors to least common in 2019.

12th Grade Risk and Protective Factors

Note:

An “R” in () means students were at risk from that Risk Factor.

A “P” in () means students were at risk from lack of that Protective Factor.

Domains

-C=Community Domain

-F=Family Domain

-S=School Domain

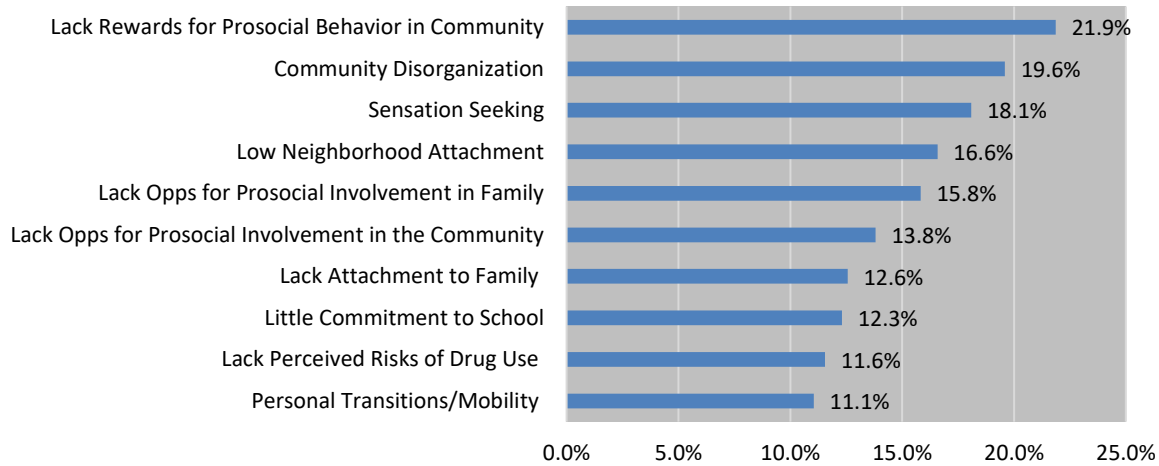
-I/P=Individual/Peer Domain

The most prevalent factor among 12th grade students was Low Neighborhood Attachment (R1-C) with 35.0% scoring at or above the risk level.

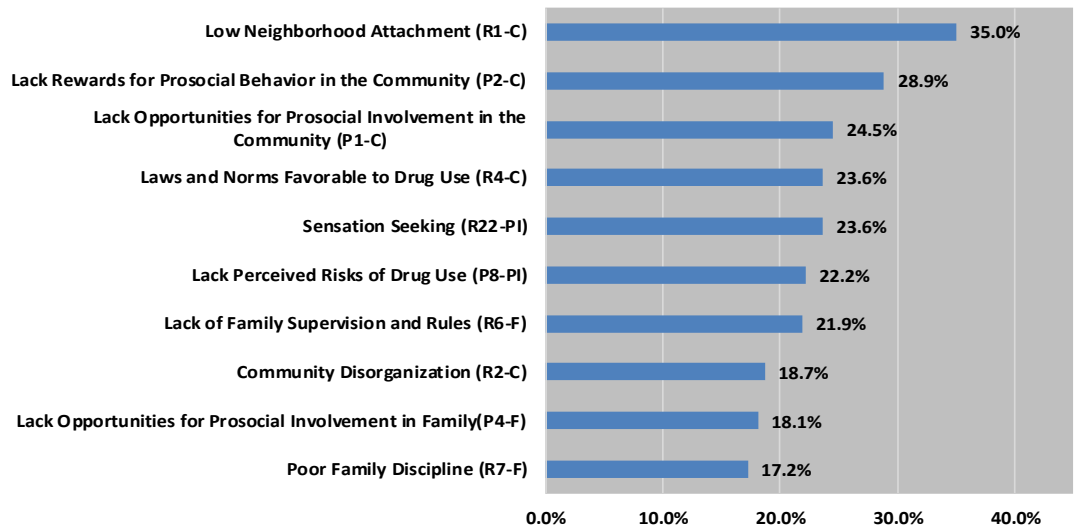
Other factors were: Lack Rewards for Prosocial Behavior in the Community (P2-C) (28.9%); Lack Opportunities for Prosocial Involvement in the Community (P1-C); and Laws and Norms Favorable to Drug Use (R4-C) (23.6%).

Evalumetrics Youth Survey 2019 Allegany County

Most Prevalent Factors 8th Grade



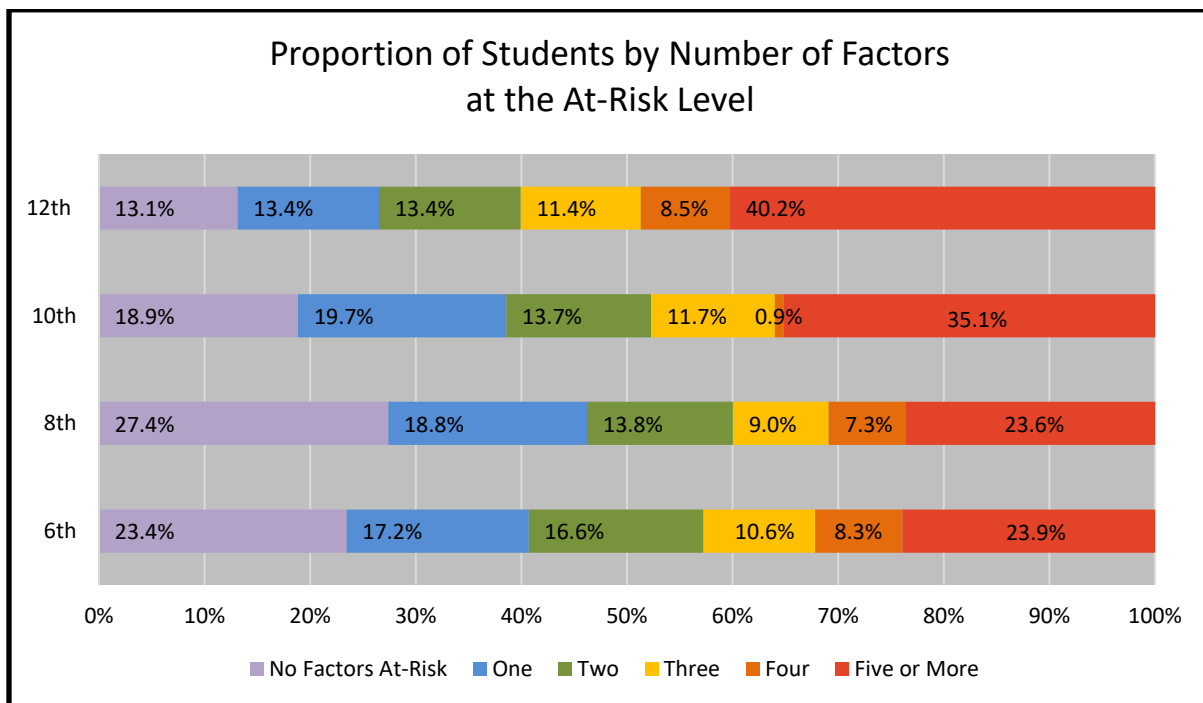
Most Prevalent Factors 12th Grade



Evalumetrics Youth Survey 2019 Allegany County

Overall Risk


The Risk and Protective Factor framework states that an individual student's likelihood of being involved in substance abuse, violence or other negative behavior increases relative to the number of factors from which the student is at-risk. Thus, an additional measure of overall risk in a community is the number of students reporting multiple factors beyond the at-risk level. Table 3 (see Attachment 1) shows the frequencies of the number of factors on which students scored above the risk level. More than four in 10 (40.2%) 12th grade student more than one in three (35.1%) 8th grade student scored at or above the risk level on five or more factors.





Evalumetrics Youth Survey 2019 Allegany County


Bullying


Bullying and other violent behavior are a major concern for students, parents and school administrators. Several items in the Risk and Protective Factor Survey relate to bullying. Tables 4a and 4b (see Attachment 1) present responses to these items.


 24.1% of 6th grade students said *they had been bullied* two or more times in the 30 days prior to the survey.


 9.0% of 6th grade students said *they had bullied another student* two or more times in the 30 days prior to the survey.


 20.4% of 8th grade students said *they had been bullied* two or more times in the 30 days prior to the survey.

 13.6% of 8th grade students said *they had bullied another student* two or more times in the 30 days prior to the survey.

 19.2% of 10th grade students said *they had been bullied* two or more times in the 30 days prior to the survey.

 10.8% of 10th grade students said *they had bullied another student* two or more times in the 30 days prior to the survey.


 12.5% of 12th grade students said *they had been bullied* two or more times in the 30 days prior to the survey.


 11.4% of 12th grade students said *they had bullied another student* two or more times in the 30 days prior to the survey.


Evalumetrics Youth Survey 2019 Allegany County


Depression


Teenage depression is a serious problem that affects every aspect of a teen's life. Left untreated, teen depression can lead to problems at home and school, drug abuse, and an overwhelming sense of sadness, despair, or anger. The survey included several items identical to the Centers for Disease Control and Prevention, Youth Risk Behavior Survey. The first of these asks students if they "feel depressed most of the time, even if you feel happy sometimes." Tables 5a - 5d (see Attachment 1) present responses to items related to depression and suicide ideation.


 49.8% of 6th grade *female* students said that in the past year *they felt depressed most of the time even if they felt happy some of the time*.


 36.9% of 6th grade *male* students said that in the past year *they felt depressed most of the time even if they felt happy some of the time*.


 63.8% of 8th grade *female* students said that in the past year *they felt depressed most of the time even if they felt happy some of the time*.

 42.5% of 8th grade *male* students said that in the past year *they felt depressed most of the time even if they felt happy some of the time*.

 62.1% of 10th grade *female* students said that in the past year *they felt depressed most of the time even if they felt happy some of the time*.

 47.6% of 10th grade *male* students said that in the past year *they felt depressed most of the time even if they felt happy some of the time*.


 57.7% of 12th grade *female* students said that in the past year *they felt depressed most of the time even if they felt happy some of the time*.


 43.9% of 12th grade *male* students said that in the past year *they felt depressed most of the time even if they felt happy some of the time*.


Evalumetrics Youth Survey 2019 Allegany County


Suicide Ideation


The greatest concern about depression and other negative feelings is the possibility that a student might contemplate, plan or attempt suicide. Items from the Centers for Disease Control and Prevention, Youth Risk Behavior Survey were included in the survey to address these concerns. (see table 5b.)


 17.4% of 6th grade *female* students said that at least once in the past year *they made a plan to commit suicide*.

 14.0% of 6th grade *male* students said that at least once in the past year *they made a plan to commit suicide*.


 29.2% of 8th grade *female* students said that at least once in the past year *they made a plan to commit suicide*.

 16.5% of 8th grade *male* students said that at least once in the past year *they made a plan to commit suicide*.

 28.2% of 10th grade *female* students said that at least once in the past year *they made a plan to commit suicide*.

 19.9% of 10th grade *male* students said that at least once in the past year *they made a plan to commit suicide*.


 20.6% of 12th grade *female* students said that at least once in the past year *they made a plan to commit suicide*.


 18.6% of 12th grade *male* students said that at least once in the past year *they made a plan to commit suicide*.


Evalumetrics Youth Survey 2019 Allegany County


Self-Injury


A recently recognized phenomenon among young people is intentional self-injury. Some teens have a difficult time balancing their conflicting feelings and some turn to harmful activities like drinking, using drugs, or self-injury. Intentional self-injurious behavior, through cutting or burning, is used as a mechanism for coping with emotional distress. Those who self-injure often are experiencing overwhelming feelings, like extreme anxiety or tension, and in the moment self-injury may seem to provide a feeling of escape or relief. These injuries are not a suicide attempts and often are interpreted as expressions of anger or psychological pain. Table 5e (see Attachment 1) presents responses to this item.


 14.1% of 6th grade *female* students said that *they had hurt themselves by cutting or burning when they were upset.*


 14.0% of 6th grade *male* students said that *they had hurt themselves by cutting or burning when they were upset.*


 29.2% of 8th grade *female* students said that *they had hurt themselves by cutting or burning when they were upset.*

 10.8% of 8th grade *male* students said that *they had hurt themselves by cutting or burning when they were upset.*

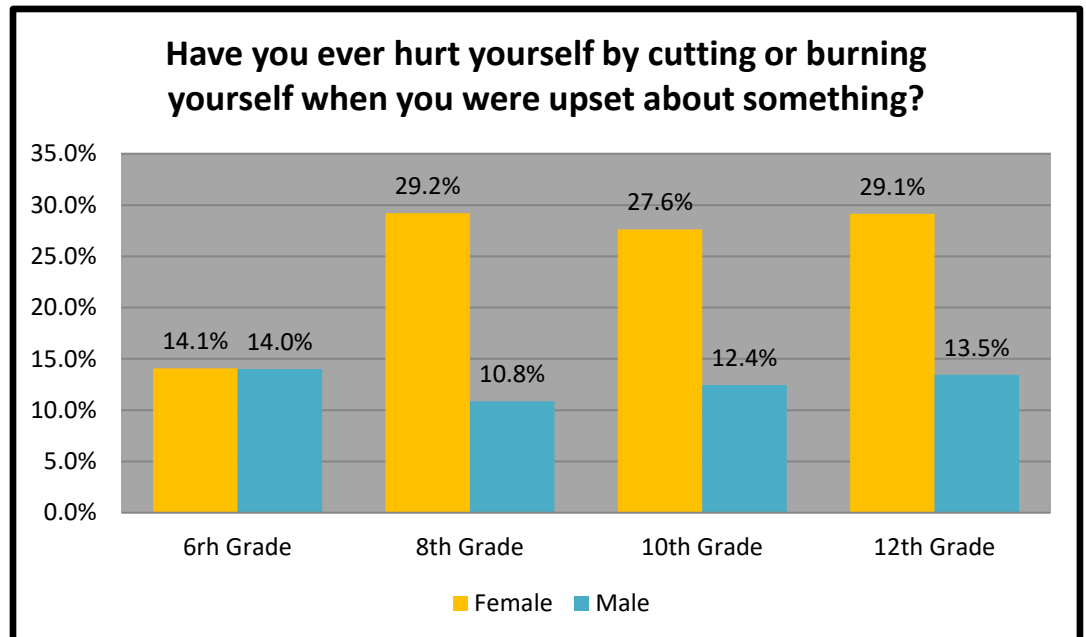
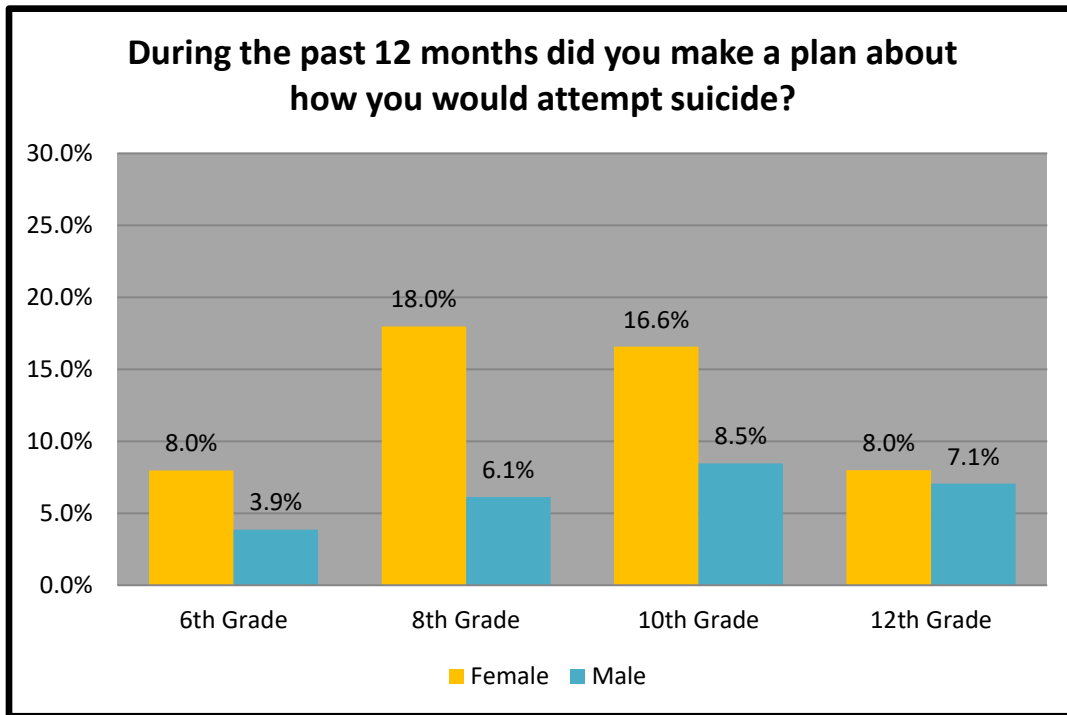
 27.6% of 10th grade *female* students said that *they had hurt themselves by cutting or burning when they were upset.*

 12.4% of 10th grade *male* students said that *they had hurt themselves by cutting or burning when they were upset.*

 29.% of 12th grade *female* students said that *they had hurt themselves by cutting or burning when they were upset.*

 13.5% of 12th grade *male* students said that *they had hurt themselves by cutting or burning when they were upset.*

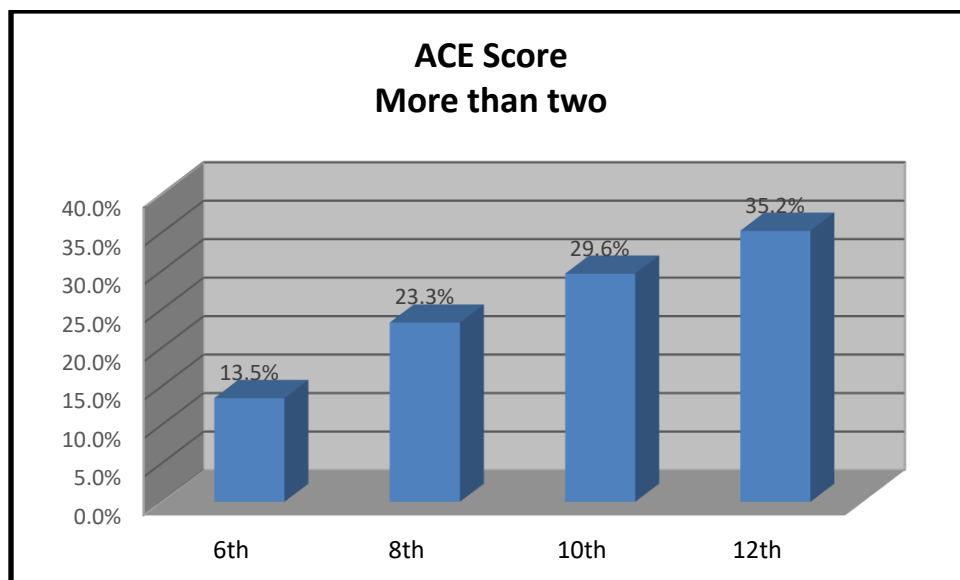
Evalumetrics Youth Survey 2019 Allegany County



Evalumetrics Youth Survey 2019 Allegany County

Adverse Childhood Experiences

Extensive research on trauma experienced by young people has led to the development of the concept of Adverse Childhood Experiences or ACE's. Adverse experiences include events that result from abuse, neglect or household dysfunction. ACEs are strongly related to the development and prevalence of a wide range of health problems throughout a person's lifespan, including those associated with substance misuse and academic failure. The 2019 EYS included a question about how many of the 11 most common ACEs the student had experienced. The survey did not ask about specific trauma. Table 6 shows the frequency of ACE scores. An ACE score of 2 or more is considered an at-risk level and has been shown to be related to many of the substance use and health risk behaviors included in the survey. More than one in seven (13.5%) 6th grader and more than one third (35.2%) of 12th graders reported an ACE score of two or more.



ATTACHMENT 1

Risk and Protective Factor Survey

Results Tables

Evalumetrics Youth Survey 2019 Allegany County

Prevalence of Substance Use Allegany County 2019

Table 1-a
Allegany County

Evalumetrics Youth Survey 2019 Reported Substance Use	N=	Allegany County Schools 6th Grade 435	Allegany County Schools 8th Grade 398	Allegany County Schools 10th Grade 380	Allegany County Schools 12th Grade 343
Alcohol Use (except as part of religion)					
Ever Used		9.9%	28.6%	46.6%	58.6%
Used in Past 12 Months		5.1%	21.4%	37.9%	51.3%
Used in Past 30 Days		1.8%	9.5%	17.4%	29.2%
>5 Drinks at Least Once in Past 30 Days		0.5%	3.3%	7.1%	17.5%

Table 1-b
Allegany County

Risk and Protective Factor Survey 2019 Reported Substance Use		Allegany County Schools 6th Grade 435	Allegany County Schools 8th Grade 398	Allegany County Schools 10th Grade 380	Allegany County Schools 12th Grade 343
Cigarette Use					
Ever Used		3.9%	10.8%	20.0%	35.9%
Used in Past 12 Months		0.7%	7.0%	12.4%	23.3%
Used in Past 30 Days		0.2%	2.5%	5.0%	10.8%

Table 1-c
Allegany County

Risk and Protective Factor Survey 2019 Reported Substance Use		Allegany County Schools 6th Grade 435	Allegany County Schools 8th Grade 398	Allegany County Schools 10th Grade 380	Allegany County Schools 12th Grade 343
Marijuana Use					
Ever Used		1.1%	8.3%	25.8%	35.3%
Used in Past 12 Months		0.2%	7.0%	21.6%	29.7%
Used in Past 30 Days		0.0%	5.0%	11.1%	14.6%

Evalumetrics Youth Survey 2019 Allegany County

Table 1-d-1

Allegany County Risk and Protective Factor Survey Reported Substance Use Other Drug Use	Allegany County Schools 6th Grade 435	Allegany County Schools 8th Grade 398	Allegany County Schools 10th Grade 380	Allegany County Schools 12th Grade 343
Ever Used Other Drug	1.4%	5.8%	8.4%	7.9%
Used ANY in Past 12 Months	1.4%	5.8%	8.4%	7.9%
Cocaine	0.2%	0.5%	2.1%	2.3%
Cough/Cold Medicines	0.7%	1.8%	4.2%	2.6%
Crack	0.2%	0.3%	1.3%	0.3%
Ecstasy	0.2%	0.3%	1.6%	0.9%
Heroin	0.2%	0.5%	1.3%	0.3%
Inhalants	0.2%	0.8%	1.6%	1.2%
LSD/Psychedelic	0.2%	0.5%	2.1%	1.7%
Meth	0.2%	0.3%	1.3%	0.3%
Steroids	0.2%	0.5%	1.3%	0.6%
Uppers/Amphetamines	0.0%	0.3%	1.3%	1.5%
Pain killers such as Vicodin/Oxycontin	0.5%	1.0%	2.1%	2.6%
Other Prescription	0.5%	1.8%	2.6%	2.6%
Over the counter drugs	0.2%	1.3%	2.4%	2.0%
Edible Marijuana (Gummys, brownies, cubes etc.)	0.2%	1.8%	2.6%	3.2%
Other	0.7%	1.0%	2.1%	0.9%

Evalumetrics Youth Survey 2019 Allegany County

Table 1-d-2

Allegany County Risk and Protective Factor Survey Reported Substance Use Other Drug Use	Allegany County Schools 6th Grade 435	Allegany County Schools 8th Grade 398	Allegany County Schools 10th Grade 380	Allegany County Schools 12th Grade 343
Used ANY in Past 30 days	0.7%	1.0%	2.9%	2.0%
Cocaine	0.2%	0.0%	1.1%	1.2%
Cough/Cold Medicines	0.5%	0.5%	1.6%	1.7%
Crack	0.2%	0.0%	1.3%	0.3%
Ecstasy	0.2%	0.0%	1.1%	0.6%
Heroin	0.2%	0.3%	1.3%	0.3%
Inhalants	0.2%	0.3%	1.3%	1.2%
LSD/Psychedelic	0.2%	0.0%	1.3%	0.9%
Meth	0.2%	0.0%	1.1%	0.3%
Steroids	0.2%	0.0%	1.1%	0.3%
Uppers/Amphetamines	0.0%	0.0%	0.8%	0.6%
Pain killers such as Vicodin/Oxycontin	0.2%	0.3%	1.3%	1.2%
Other Prescription	0.2%	0.8%	1.3%	1.2%
Over the counter drugs	0.0%	0.5%	1.8%	1.2%
Edible Marijuana (Gummys, brownies, cubes etc.)	0.0%	0.5%	1.6%	1.2%
Other	0.5%	0.5%	1.3%	0.6%

Table 1-e

Risk and Protective Factor Survey Reported Substance Use	Allegany County Schools 6th Grade 435	Allegany County Schools 8th Grade 398	Allegany County Schools 10th Grade 380	Allegany County Schools 12th Grade 343
Heroin & Prescription Pain Killers Use				
Used in Past 12 Months	0.5%	1.3%	2.1%	2.6%
Used in Past 30 Days	0.5%	0.5%	1.6%	1.2%

Evalumetrics Youth Survey 2019 Allegany County

Table 1-f
Allegany County

In the past 30 days did you
use any of the following:
(Check all that apply)

	6th	8th	10th	12th
N=	435	398	380	343
E-cig or JUUL	3.4%	18.6%	29.2%	38.5%
E-cigarettes or other tobacco vaporizers	3.2%	16.6%	25.8%	35.9%
JUUL	1.8%	12.8%	21.3%	29.4%
Cigarettes in packs	2.5%	4.3%	4.5%	14.3%
Regular Cigars	1.8%	2.0%	3.7%	10.5%
Cigarillos	0.5%	1.5%	3.4%	9.6%
Chewing tobacco	2.3%	3.8%	5.8%	9.0%
Small Cigars	1.6%	2.0%	3.4%	8.7%
Snuff/Pinch	1.1%	3.5%	4.7%	8.5%
Snus	0.9%	1.8%	2.4%	5.8%
Cigarettes roll-your-own	0.9%	1.5%	3.2%	5.0%
Pipe tobacco	0.5%	1.5%	2.9%	3.5%

Evalumetrics Youth Survey 2019 Allegany County

Table 1-g-1

	Allegany County	Monitoring the Future	Allegany County	Monitoring the Future	Allegany County	Monitoring the Future
Evalumetrics Youth Factor Survey 2019	Schools 8th Grade	National 8th Grade	Schools 10th Grade	National 10th Grade	Schools 12th Grade	National 12th Grade
Reported Substance Use						
Alcohol Use (except as part of religion) N=	398		380		343	
Ever Used	28.6%	23.5%	46.6%	42.2%	58.6%	58.5%
Used in Past 12 Months	21.4%	18.7%	37.9%	37.7%	51.3%	53.3%
Used in Past 30 Days	9.5%	8.2%	17.4%	19.7%	29.2%	30.2%
>5 Drinks at Least Once in Past 30 Days	3.3%	n/a	7.1%	n/a	17.5%	n/a

Table 1-g-2

	Allegany County	Monitoring the Future	Allegany County	Monitoring the Future	Allegany County	Monitoring the Future
Evalumetrics Youth Factor Survey 2019	Schools 8th Grade	National 8th Grade	Schools 10th Grade	National 10th Grade	Schools 12th Grade	National 12th Grade
Reported Substance Use						
Cigarette Use	398		380		343	
Ever Used	10.8%	9.1%	20.0%	16.0%	35.9%	23.8%
Used in Past 12 Months	7.0%	n/a	12.4%	4.2%	23.3%	7.6%
Used in Past 30 Days	2.5%	2.2%	5.0%	1.8%	10.8%	3.6%

Table 1-g-3

	Allegany County	Monitoring the Future	Allegany County	Monitoring the Future	Allegany County	Monitoring the Future
Evalumetrics Youth Factor Survey 2019	Schools 8th Grade	National 8th Grade	Schools 10th Grade	National 10th Grade	Schools 12th Grade	National 12th Grade
Reported Substance Use						
Marijuana Use	398		380		343	
Ever Used	8.3%	13.9%	25.8%	32.6%	35.3%	43.6%
Used in Past 12 Months	7.0%	10.5%	21.6%	27.5%	29.7%	35.6%
Used in Past 30 Days	5.0%	5.6%	11.1%	16.7%	14.6%	22.2%

Evalumetrics Youth Survey 2019 Allegany County

Table 1-g-4

Evalumetrics Youth Factor Survey 2019 Reported Substance Use Other Drugs	Allegany County	Monitoring the Future	Allegany County	Monitoring the Future	Allegany County	Monitoring the Future
	Schools 8th Grade 398	National 8th Grade	Schools 10th Grade 380	National 10th Grade	Schools 12th Grade 343	National 12th Grade
Used ANY in Past 12 Months	5.8%	n/a	8.4%	n/a	7.9%	14.3%
Cocaine	5.8%	0.8%	8.4%	2.6%	7.9%	3.9%
Cough. Cold Medicines	0.5%	2.8%	2.1%	3.3%	2.3%	3.4%
Crack	1.8%	0.4%	4.2%	0.6%	2.6%	0.9%
Ecstasy	0.3%	n/a	1.3%	n/a	0.3%	n/a
Heroin	0.3%	0.3%	1.6%	0.4%	0.9%	0.8%
Inhalants	0.5%	4.6%	1.3%	2.4%	0.3%	1.6%
LSD/Psychedelic	0.8%	0.9%	1.6%	2.0%	1.2%	3.2%
Methamphetamine	0.5%	0.4%	2.1%	0.4%	1.7%	0.3%
Steroids	0.3%	0.6%	1.3%	0.6%	0.3%	1.1%
Uppers/Amphetamines	0.5%	3.7%	1.3%	5.7%	0.6%	5.5%
Pain killers such as Vicodin/Oxycontin	0.3%	0.8%	1.3%	2.2%	1.5%	2.3%
Other Prescription	1.0%	n/a	2.1%	n/a	2.6%	4.2%
Over the counter drugs	1.8%	n/a	2.6%	n/a	2.6%	n/a
Other	1.0%	n/a	2.1%	n/a	0.9%	n/a

Evalumetrics Youth Survey 2019 Allegany County

Table 1-g-5

Evalumetrics Youth Factor Survey 2019 Reported Substance Use Other Drugs	Allegany County	Monitoring the Future	Allegany County	Monitoring the Future	Allegany County	Monitoring the Future
	Schools 8th Grade 398	National 8th Grade	Schools 10th Grade 380	National 10th Grade	Schools 12th Grade 343	National 12th Grade
Used ANY in Past 30 days	0.5%	n/a	2.9%	n/a	2.0%	n/a
Cocaine	0.0%	0.3%	1.1%	6.0%	1.2%	1.1%
Cough. Cold Medicines	0.0%	n/a	1.6%	n/a	1.7%	n/a
Crack	0.3%	0.2%	1.3%	n/a	0.3%	n/a
Ecstasy	0.3%	n/a	1.1%	n/a	0.6%	n/a
Heroin	0.0%	0.1%	1.3%	n/a	0.3%	n/a
Inhalants	0.0%	1.8%	1.3%	1.0%	1.2%	0.7%
LSD/Psychedelic	0.0%	0.4%	1.3%	0.5%	0.9%	1.0%
Methamphetamine	0.0%	0.1%	1.1%	0.1%	0.3%	0.3%
Steroids	0.3%	0.3%	1.1%	0.4%	0.3%	0.8%
Uppers/Amphetamines	0.8%	1.8%	0.8%	2.4%	0.6%	2.4%
Pain killers such as Vicodin/Oxycontin	0.5%	n/a	1.3%	n/a	1.2%	n/a
Other Prescription	0.5%	n/a	1.3%	n/a	1.2%	4.2%
Over the counter drugs	0.5%	n/a	1.8%	n/a	1.2%	n/a
Other	0.0%	n/a	1.3%	n/a	0.6%	n/a

Evalumetrics Youth Survey

2019 Allegany County

Risk and Protective Factors – Sixth Grade

Table 2a. **Allegany
County**

Year	2019
N=	435
Lack Rewards for Prosocial Behavior in the Community (P2-C)	34.0%
Lack Rewards for Prosocial Involvement in Family (P5-F)	23.0%
Poor Family Discipline (R7-F)	21.4%
Lack Opportunities for Prosocial Involvement in the Community (P1-C)	19.1%
Lack Perceived Risks of Drug Use (P8-PI)	19.1%
Lack Opportunities for Prosocial Involvement in School (P6-S)	17.0%
Lack Opportunities for Prosocial Involvement in Family(P4-F)	15.6%
Community Disorganization (R2-C)	14.7%
Laws and Norms Favorable to Drug Use (R4-C)	13.6%
Little Commitment to School (R13-S)	12.6%
Low Neighborhood Attachment (R1-C)	10.6%
Lack Rewards for Prosocial Involvement in School(P7-S)	9.4%
Family Conflict (R8-F)	8.7%
Personal Transitions/Mobility (R3-C)	8.5%
Impulsiveness (R16-PI)	8.3%
Lack of Family Supervision and Rules (R6-F)	7.8%
Lack Social Skills (P10-PI)	7.4%
Lack Attachment to Family (P3-F)	6.9%
Family History of Antisocial Behavior (R9-F)	6.0%
Parental Attitudes Favorable to Drug Use (R10-F)	5.3%
Rebelliousness (R14-PI)	5.3%
Favorable Attitudes Toward Antisocial Behavior (R18-PI)	4.6%
Antisocial Behavior (R17-PI)	4.1%
Parental Attitudes Favorable to Antisocial Behavior (R11-F)	3.7%
Rewards for Antisocial Involvement (R23-PI)	2.8%
Favorable Attitudes Toward Drug Use (R19-PI)	2.1%

Evalumetrics Youth Survey

2019 Allegany County

Risk and Protective Factors – Eighth Grade

Table 2b. **Allegany
County**

Year	2019
N=	398
Lack Rewards for Prosocial Behavior in the Community (P2-C)	21.9%
Community Disorganization (R2-C)	19.6%
Sensation Seeking (R22-PI)	18.1%
Low Neighborhood Attachment (R1-C)	16.6%
Lack Opportunities for Prosocial Involvement in Family(P4-F)	15.8%
Lack Opportunities for Prosocial Involvement in the Community (P1-C)	13.8%
Lack Attachment to Family (P3-F)	12.6%
Little Commitment to School (R13-S)	12.3%
Lack Perceived Risks of Drug Use (P8-PI)	11.6%
Personal Transitions/Mobility (R3-C)	11.1%
Family History of Antisocial Behavior (R9-F)	11.1%
Lack of Family Supervision and Rules (R6-F)	10.3%
Family Conflict (R8-F)	10.3%
Poor Family Discipline (R7-F)	10.1%
Impulsiveness (R16-PI)	9.8%
Rebelliousness (R14-PI)	9.0%
Lack Rewards for Prosocial Involvement in Family (P5-F)	8.5%
Parental Attitudes Favorable to Antisocial Behavior (R11-F)	7.8%
Favorable Attitudes Toward Antisocial Behavior (R18-PI)	7.5%
Lack Rewards for Prosocial Involvement in School(P7-S)	7.0%
Rewards for Antisocial Involvement (R23-PI)	6.8%
Lack Social Skills (P10-PI)	6.5%
Parental Attitudes Favorable to Drug Use (R10-F)	6.0%
Lack Opportunities for Prosocial Involvement in School (P6-S)	6.0%
Interaction With Antisocial Peers (R20-PI)	5.0%
Lack a Belief in Moral Order (P11-PI)	4.8%
Laws and Norms Favorable to Drug Use (R4-C)	4.0%
Favorable Attitudes Toward Drug Use (R19-PI)	3.5%
Friend Use Drugs (R21-PI)	2.8%
Antisocial Behavior (R17-PI)	2.5%
Perceived Availability of Drugs (R5-C)	1.3%

Evalumetrics Youth Survey 2019 Allegany County

Risk and Protective Factors – Tenth Grade

Table 2c. **Allegany
County**

	Year	2019
	N=	380
Lack Rewards for Prosocial Behavior in the Community (P2-C)		27.4%
Sensation Seeking (R22-PI)		23.4%
Lack Opportunities for Prosocial Involvement in the Community (P1-C)		23.4%
Low Neighborhood Attachment (R1-C)		22.1%
Community Disorganization (R2-C)		20.3%
Lack Opportunities for Prosocial Involvement in Family(P4-F)		17.6%
Lack of Family Supervision and Rules (R6-F)		15.8%
Lack Attachment to Family (P3-F)		15.8%
Little Commitment to School (R13-S)		15.5%
Personal Transitions/Mobility (R3-C)		14.5%
Family History of Antisocial Behavior (R9-F)		13.4%
Lack Perceived Risks of Drug Use (P8-PI)		13.4%
Rebelliousness (R14-PI)		13.2%
Lack Rewards for Prosocial Involvement in School(P7-S)		13.2%
Poor Family Discipline (R7-F)		12.1%
Impulsiveness (R16-PI)		11.8%
Laws and Norms Favorable to Drug Use (R4-C)		11.6%
Family Conflict (R8-F)		11.3%
Lack Opportunities for Prosocial Involvement in School (P6-S)		11.1%
Favorable Attitudes Toward Antisocial Behavior (R18-PI)		10.0%
Parental Attitudes Favorable to Drug Use (R10-F)		8.9%
Parental Attitudes Favorable to Antisocial Behavior (R11-F)		8.9%
Rewards for Antisocial Involvement (R23-PI)		8.9%
Lack Rewards for Prosocial Involvement in Family (P5-F)		7.6%
Interaction With Antisocial Peers (R20-PI)		7.4%
Favorable Attitudes Toward Drug Use (R19-PI)		7.1%
Friend Use Drugs (R21-PI)		6.8%
Perceived Availability of Drugs (R5-C)		6.3%
Lack a Belief in Moral Order (P11-PI)		5.5%
Antisocial Behavior (R17-PI)		4.7%
Lack Social Skills (P10-PI)		3.4%

Evalumetrics Youth Survey 2019 Allegany County

Risk and Protective Factors – Twelfth Grade

Table 2d. Allegany County

	Year	2019
	N=	343
Low Neighborhood Attachment (R1-C)		35.0%
Lack Rewards for Prosocial Behavior in the Community (P2-C)		28.9%
Lack Opportunities for Prosocial Involvement in the Community (P1-C)		24.5%
Laws and Norms Favorable to Drug Use (R4-C)		23.6%
Sensation Seeking (R22-PI)		23.6%
Lack Perceived Risks of Drug Use (P8-PI)		22.2%
Lack of Family Supervision and Rules (R6-F)		21.9%
Community Disorganization (R2-C)		18.7%
Lack Opportunities for Prosocial Involvement in Family(P4-F)		18.1%
Poor Family Discipline (R7-F)		17.2%
Little Commitment to School (R13-S)		17.2%
Family History of Antisocial Behavior (R9-F)		16.9%
Parental Attitudes Favorable to Drug Use (R10-F)		16.3%
Lack Attachment to Family (P3-F)		15.7%
Favorable Attitudes Toward Drug Use (R19-PI)		13.7%
Friend Use Drugs (R21-PI)		12.8%
Rewards for Antisocial Involvement (R23-PI)		12.8%
Impulsiveness (R16-PI)		12.5%
Favorable Attitudes Toward Antisocial Behavior (R18-PI)		11.4%
Perceived Availability of Drugs (R5-C)		11.1%
Personal Transitions/Mobility (R3-C)		10.8%
Rebelliousness (R14-PI)		10.8%
Interaction With Antisocial Peers (R20-PI)		10.8%
Lack Rewards for Prosocial Involvement in School(P7-S)		10.5%
Family Conflict (R8-F)		10.2%
Lack Opportunities for Prosocial Involvement in School (P6-S)		9.0%
Parental Attitudes Favorable to Antisocial Behavior (R11-F)		7.6%
Antisocial Behavior (R17-PI)		7.3%
Lack Rewards for Prosocial Involvement in Family (P5-F)		6.4%
Lack a Belief in Moral Order (P11-PI)		4.7%
Lack Social Skills (P10-PI)		4.4%

Evalumetrics Youth Survey 2019 Allegany County

Overall Risk

Table 3.
Proportion of Students by Number of Factors at the At-Risk Level

2019 Grade N=	Allegany County Schools	Allegany County Schools	Allegany County Schools	Allegany County Schools
	6th	8th	10th	12th
	435	398	380	343
No Factors At-Risk	23.4%	27.4%	18.9%	13.1%
One	17.2%	18.8%	19.7%	13.4%
Two	16.6%	13.8%	13.7%	13.4%
Three	10.6%	9.0%	11.7%	11.4%
Four	8.3%	7.3%	0.9%	8.5%
Five or More	23.9%	23.6%	35.1%	40.2%

Evalumetrics Youth Survey 2019 Allegany County

Bullying

	Allegany County	Allegany County	Allegany County	Allegany County
Table 4-a.	Schools	Schools	Schools	Schools
EYS 2019	6th Grade	8th Grade	10th Grade	12th Grade
In the past 30 days how many times were you threatened or bullied by someone?				
N=	435	398	380	343
None	58.6%	66.1%	65.3%	78.4%
Once	11.7%	11.1%	8.9%	3.8%
Twice	6.9%	7.3%	3.9%	2.6%
Three or more	17.2%	13.1%	15.3%	9.9%
Two or More	24.1%	20.4%	19.2%	12.5%

	Allegany County	Allegany County	Allegany County	Allegany County
Table 4-b.	Schools	Schools	Schools	Schools
EYS 2019	6th Grade	8th Grade	10th Grade	12th Grade
In the past 30 days how many times did you verbally threaten or bully someone?				
N=	435	398	380	343
None	77.9%	74.6%	77.1%	77.0%
Once	9.0%	9.8%	8.2%	8.2%
Twice	2.5%	5.5%	2.9%	3.5%
Three or more	6.4%	8.0%	7.9%	7.9%
Two or More	9.0%	13.6%	10.8%	11.4%

	Allegany County	Allegany County	Allegany County	Allegany County
Table 4-c.	Schools	Schools	Schools	Schools
EYS 2019	6th Grade	8th Grade	10th Grade	12th Grade
You see some students making fun of or saying cruel thing or pushing and threatening another student.				
	435	398	380	343
What would you most likely do?				
join the bullying	1.6%	2.5%	3.2%	3.5%
threaten or push the bully	14.0%	15.6%	14.5%	10.5%
tell the bully to stop	31.7%	37.7%	38.9%	33.5%
support the target after bullying is over	6.9%	5.8%	6.8%	7.3%
tell a teacher or adult	34.0%	28.4%	21.1%	24.2%
nothing	6.7%	8.3%	11.6%	16.3%

Evalumetrics Youth Survey 2019 Allegany County

Behavioral Health Risk Behaviors

Table 5-a.
Evalumetrics Youth Survey
Allegany County

In the past year have you felt
depressed or sad most days, even
if you felt OK sometimes?

	6th Grade		8th Grade		10th Grade		12th Grade	
	Females	Males	Females	Males	Females	Males	Females	Males
N	213	207	178	212	163	201	175	156
Strongly disagree	25.6%	33.8%	13.0%	30.4%	12.4%	22.5%	11.9%	25.7%
Disagree	24.6%	29.3%	23.2%	27.1%	25.5%	29.8%	30.4%	30.4%
Agree	27.1%	23.2%	35.6%	25.1%	32.9%	32.5%	35.1%	32.4%
Strongly agree	22.7%	13.6%	28.2%	17.4%	29.2%	15.2%	22.6%	11.5%
Agree/Strongly Agree	49.8%	36.9%	63.8%	42.5%	62.1%	47.6%	57.7%	43.9%

Table 5-b.
Evalumetrics Youth Survey
Allegany County

In the past 12 months, did you
think about or consider
committing suicide?

	6th Grade		8th Grade		10th Grade		12th Grade	
	Females	Males	Females	Males	Females	Males	Females	Males
N	213	207	178	212	163	201	175	156
Yes	17.4%	14.0%	29.2%	16.5%	28.2%	19.9%	20.6%	18.6%
No	82.6%	86.0%	70.8%	83.5%	71.8%	80.1%	79.4%	81.4%

Evalumetrics Youth Survey 2019 Allegany County

Table 5-b-1.
Evalumetrics Youth Survey
Allegany County

	6th Grade		8th Grade		10th Grade		12th Grade	
During the past 12 months did you make a plan about how you would attempt suicide?	Females	Males	Females	Males	Females	Males	Females	Males
N	213	207	178	212	163	201	175	156
Yes	8.0%	3.9%	18.0%	6.1%	16.6%	8.5%	8.0%	7.1%
No	92.0%	96.1%	82.0%	93.9%	83.4%	91.5%	92.0%	92.9%

Table 5-c.
Evalumetrics Youth Survey
Allegany County

	6th Grade		8th Grade		10th Grade		12th Grade	
During the past 12 months did you actually attempt suicide?	Females	Males	Females	Males	Females	Males	Females	Males
N	213	207	178	212	163	201	175	156
Yes	2.8%	2.4%	8.4%	5.7%	2.5%	8.5%	5.1%	3.8%
No	97.2%	97.6%	91.6%	94.3%	97.5%	91.5%	94.9%	96.2%

Evalumetrics Youth Survey 2019 Allegany County

Table 5-d
Evalumetrics Youth Survey
Allegany County

	6th Grade		8th Grade		10th Grade		12th Grade	
	Females	Males	Females	Males	Females	Males	Females	Males
During the past 12 months did any attempt result in injury, poisoning or overdose that had to be treated by a doctor or nurse?								
N	213	207	178	212	163	201	175	156
Yes	0.5%	0.0%	3.4%	1.9%	2.5%	1.5%	1.7%	1.3%
No	99.5%	100.0%	96.6%	98.1%	97.5%	98.5%	98.3%	98.7%

Table 5-e
Evalumetrics Youth Survey
Allegany County

	6th Grade		8th Grade		10th Grade		12th Grade	
	Females	Males	Females	Males	Females	Males	Females	Males
Have you ever hurt yourself by cutting or burning yourself when you were upset about something?								
N	213	207	178	212	163	201	175	156
Yes	14.1%	14.0%	29.2%	10.8%	27.6%	12.4%	29.1%	13.5%
No	85.9%	86.0%	70.8%	89.2%	72.4%	87.6%	70.9%	86.5%

Evalumetrics Youth Survey 2019 Allegany County

Table 6

Evalumetrics Youth Survey

Allegany County **6th** **8th** **10th** **12th**
How many Adverse
Childhood
Experiences? **435** **398** **380** **343**

None	50.4%	35.9%	36.7%	34.6%
1	23.2%	27.3%	21.3%	18.8%
2	13.0%	13.4%	12.4%	11.3%
3	5.2%	8.4%	9.4%	9.0%
4	3.5%	4.8%	5.9%	6.9%
5	2.6%	3.5%	4.0%	6.6%
6	0.7%	1.3%	3.5%	3.0%
7	0.5%	2.0%	2.2%	3.3%
8	0.2%	0.8%	1.6%	2.7%
9	0.0%	1.0%	1.3%	1.5%
10	0.2%	0.0%	0.8%	0.3%
11	0.5%	1.5%	0.8%	2.1%
More than two	13.5%	23.3%	29.6%	35.2%

Evalumetrics Youth Survey 2019 Allegany County

Appendix A

METHOD

The survey instrument was a self-report web-based form completed by students in a classroom setting. The sample for the survey was all 6th, 8th, 10th and 12th grade students in Allegany County Schools. Each Risk and Protective Factor is represented by one or more scale consisting of one or more item from the survey. Appendix B provides a data dictionary with the definition of each scale. Each student was given a score for each of the scales. Separate analyses were conducted for middle school (grades 6 & 8) and high school (grade 10 & 12). Based on the distribution of scores for over 20,000 students in a 2001 survey in the five-county Finger Lakes region, standard scores (z-scores) were calculated by subtracting the mean score from each individual's score and dividing by the standard deviation.

Students with a standard score of 1 or greater on any risk factor were considered to be at-risk. A standard score of -1 or less on any protective factor was considered a lack of protection and therefore at-risk.

In addition to measuring risk and protective factors, the survey measures self-reported use of alcohol, tobacco, marijuana and other substances (prevalence). It also asked about students' behaviors related to bullying, depression, and self-injury.

SAMPLE

Each school was asked to arrange for distribution and completion of the surveys on a day and in a class-period of their choice. School staff supervised all surveys. In all cases, the survey is voluntary. Parents were notified about the survey and were given the option of having their child opt out of the survey without prejudice. Students were instructed not to put their name or any identifying information on the survey form.

Table 1

Allegany County

Grade	Females	Males
6th	213	207
8th	178	212
10th	163	201
12th	175	156
Total	729	776

Evalumetrics Youth Survey 2019 Allegany County

Appendix B

Risk and Protective Factor Survey

Factor (Scale) Definitions

COMMUNITY: Low Neighborhood Attachment (R1)

I like my neighborhood.

If I had to move, I would miss the neighborhood I now live in.

COMMUNITY: Community Disorganization (R2)

How much do each of the following statements describe your neighborhood:

crime and/or drug selling.

fight.

lots of empty or abandoned buildings.

lots of graffiti.

COMMUNITY: Personal Transitions and Mobility (R3)

Have you changed homes in the past year?

How many times have you changed homes since kindergarten?

Have you changed schools in the past year?

How many times have you changed schools since kindergarten?

COMMUNITY: Laws and Norms Favorable to Drug Use (R4)

How wrong would most adults in your neighborhood think it was for kids your age:

to use marijuana.

to drink alcohol.

to smoke cigarettes.

If a kid drank some beer, wine or hard liquor (for example, vodka, whiskey, or gin) in your neighborhood would he or she be caught by the police?

If a kid smoked marijuana in your neighborhood would he or she be caught by the police?

If a kid carried a handgun in your neighborhood would he or she be caught by the police?

Evalumetrics Youth Survey

2019 Allegany County

COMMUNITY: Perceived Availability of Drugs & Handguns (R5)

If you wanted to get some beer, wine or hard liquor (for example, vodka, whiskey, or gin), how easy would it be for you to get some?

If You wanted to get some cigarettes, how easy would it be for you to get some?

If you wanted to get some marijuana, how easy would it be for you to get some?

If you wanted to get a drug like cocaine, LSD, or amphetamines, how easy would it be for you to get some?

If you wanted to get a handgun, how easy would it be for you to get one?

COMMUNITY: Opportunities for Prosocial Involvement (P1)

In my community there are enough recreational activities for kids my age.

In my community there are enough recreational activities such as sports, clubs, fun events, that I can do if I want.

In my community there are recreational activities that I would like to do but I can't.

On average since the beginning of this school year, how many days each week did you participate in extra-curricular activity including: sports, music, clubs or after-school programs?

COMMUNITY: Rewards for Prosocial Involvement (P2)

My neighbors notice when I am doing a good job and let me know.

There are people in my neighborhood who encourage me to do my best.

There are people in my neighborhood who are proud of me when I do something well.

FAMILY: Lack of Supervision and Rules (R6)

My parents or the adults I live with ask if I've gotten my homework done.

My parents or the adults I live with ask want me to call if I'm going to be late getting home.

Would your parents or the adults I live with ask know if you did not come home on time?

When I am not at home, one of my parents or the adults I live with ask knows where I am and who I am with.

The rules in my family are clear.

My family has clear rules about alcohol and drug use.

Evalumetrics Youth Survey 2019 Allegany County

FAMILY: Poor Discipline (R7)

If you drank some beer or wine or liquor (for example, vodka, whiskey, or gin) without your parents' permission, would you be caught by your parents or the adults I live with ask?

If you skipped school would you be caught by your parents or the adults I live with ask?

If you carried a handgun without your parents' permission, would you be caught by your parents or the adults I live with ask?

FAMILY: Family Conflict (R8)

People in my family often insult or yell at each other.

People in my family have serious arguments.

We argue about the same things in my family over and over.

FAMILY: Family History of Antisocial Behavior (R9)

Has anyone in your family ever had a severe alcohol or drug problem?

Have any of your brothers or sisters ever:

drunk beer, wine or hard liquor (for example, vodka, whiskey or gin)?

smoked marijuana?

smoked cigarettes?

taken a handgun to school?

been suspended or expelled from school?

About how many adults have you known personally who in the past year have:

used marijuana, crack, cocaine, or other drugs?

sold or dealt drugs?

done other things that could get them in trouble with the police like stealing, selling stolen goods, mugging or assaulting others, etc)

gotten drunk or high?

Evalumetrics Youth Survey

2019 Allegany County

FAMILY: Parental Attitudes Favorable Toward Drug Use (R10)

How wrong do your parents feel it would be for you to:

drink beer, wine or hard liquor (for example, vodka, whiskey or gin) regularly?

smoke cigarettes?

smoke marijuana?

FAMILY: Parental Attitudes Favorable to Antisocial Behavior (R11)

steal anything worth more than \$5?

draw graffiti, or write things or draw pictures on buildings or other property (without the owner's permission)?

pick a fight with someone?

FAMILY: Attachment (P3)

Do you feel very close to the adults in your family (mother/father/step parent etc.)?

Do you share your thoughts and feelings adults in your family (mother/father/step parent etc.)?

FAMILY: Opportunities for Prosocial Involvement (P4)

My parents give me lots of chances to do fun things with them.

My parents ask me what I think before most family decisions affecting me are made.

If I had a personal problem, I could ask my mom or dad for help.

FAMILY: Rewards for Prosocial Involvement (P5)

My parents or the adults I live with notice when I am doing a good job and let me know about it.

How often do your parents or the adults I live with tell you they're proud of you for something you've done?

Do you enjoy spending time with adults in your family (mother/father/step parent etc.)?

Evalumetrics Youth Survey

2019 Allegany County

SCHOOL: Little Commitment to School (R13)

How often do you feel that the school work you are assigned is meaningful and important? (#55)

How interesting are most of your courses to you? (#56)

How important do you think the things you are learning in school are going to be for your later life? (#57)

Now, thinking back over the past year in school, how often did you...

Enjoy being in school? (#58a)

Hate being in school? (#58b)

Try to do your best work in school? (#58c)

During the LAST FOUR WEEKS how many whole days have you missed...

because of illness (#59a)

because you skipped or "cut" (#59b)

for other reasons (#59c)

SCHOOL: Opportunities for Prosocial Involvement (P6)

In my school, students have lots of chances to help decide things like class activities and rules. (#60)

There are lots of chances for students in my school to talk with a teacher one-on-one. (#61)

Teachers ask me to work on special classroom projects. (#62)

There are lots of chances for students in my school to get involved in sports, clubs, and other school activities outside of class. (#63)

I have lots of chances to be part of class discussions or activities. (#64)

SCHOOL: Rewards for Prosocial Involvement (P7)

My teacher(s) notices when I am doing a good job and lets me know about it. (#65)

The school lets my parents know when I have done something well. (#66)

I feel safe at my school. (#67)

My teachers praise me when I work hard in school. (#68)

Evalumetrics Youth Survey

2019 Allegany County

PEER-INDIVIDUAL: Rebelliousness (R14)

I do the opposite of what people tell me, just to get them mad.

I ignore rules that get in my way.

I like to see how much I can get away with.

PEER-INDIVIDUAL: Impulsiveness (R16)

It is important to think before you act.

Do you have to have everything right away?

I often do things without thinking about what will happen.

Do you often switch from activity to activity rather than sticking to one thing at a time?

PEER-INDIVIDUAL: Antisocial Behavior (R17)

How many times in the past year (12 months) have you:

been suspended from school?

carried a handgun?

sold illegal drugs?

stolen or tried to steal a motor vehicle
such as a car or motorcycle?

been arrested?

attacked someone with the idea
of seriously hurting them?

been drunk or high at school?

taken a handgun to school?

PEER-INDIVIDUAL: Favorable Attitudes Toward Antisocial Behavior (R18)

How wrong do you think it is for someone your age to:

take a handgun to school?

steal anything worth more than \$5?

pick a fight with someone?

attack someone with the idea of seriously hurting them?

stay away from school all day when their parents think they are at school?

Evalumetrics Youth Survey

2019 Allegany County

PEER-INDIVIDUAL: Favorable Attitudes Toward Drug Use (R19)

How wrong do you think it is for someone your age to:

drink beer, wine or hard liquor (for example, vodka, whiskey or gin) regularly?

smoke cigarettes?

smoke marijuana?

use LSD, cocaine, amphetamines or another illegal drug?

PEER-INDIVIDUAL: Perceived Risks of Drug Use (P8)

How much do you think people risk harming themselves (physically or in other ways) if they:

Smoke one or more packs of cigarettes per day?

Try marijuana once or twice?

Smoke marijuana regularly? Take one or two drinks of an alcoholic beverage (beer, wine, liquor) nearly every day?

PEER-INDIVIDUAL: Interaction with Antisocial Peers (R20)

Think of your four best friends (the friends you feel closest to). In the past year (12 months), how many of your best friends have:

been suspended from school?

carried a handgun?

sold illegal drugs?

stolen or tried to steal a motor vehicle such as a car or motorcycle?

been arrested?

dropped out of school?

PEER-INDIVIDUAL: Friends' Use of Drugs (R21)

Think of your four best friends (the friends you feel closest to). In the past year (12 months), how many of your best friends have:

smoked cigarettes?

tried beer, wine or hard liquor (for example, vodka, whiskey or gin) when their parents didn't know about it?

used marijuana?

used LSD, cocaine, amphetamines, or other illegal drugs?

Evalumetrics Youth Survey

2019 Allegany County

PEER-INDIVIDUAL: Sensation Seeking (R22)

How many times have you done the following things?

Done what feels good no matter what.

Done something dangerous because someone dared you to do it.

Done crazy things even if they are a little dangerous.

PEER-INDIVIDUAL: Rewards for Antisocial Involvement (R23)

What are the chances you would be seen as cool if you:

smoked cigarettes?

began drinking alcoholic beverages regularly,
that is, at least once or twice a month?

smoked marijuana?

carried a handgun?

PEER-INDIVIDUAL: Social Skills (P10)

You're looking at CD's in a music store with a friend. You look up and see her slip a CD under her coat. She smiles and says "Which one do you want? Go ahead, take it while nobody's around." There is nobody in sight, no employees and no other customers. What would you do now?

Ignore her

Grab a CD and leave the store

Tell her to put the CD back

Act like it's a joke, and ask her to put the CD back

It's 8:00 on a weeknight and you are about to go over to a friend's home when your mother asks you where you are going. You say "Oh, just going to go hang out with some friends." She says, "No, you'll just get into trouble if you go out. Stay home tonight." What would you do now? Leave the house anyway

Explain what you are going to do with your friends, tell her when you'd get home, and ask if you can go out

Not say anything and start watching TV

Get into an argument with her

Evalumetrics Youth Survey

2019 Allegany County

You are visiting another part of town, and you don't know any of the people your age there. You are walking down the street, and some teenager you don't know is walking toward you. He is about your size, and as he is about to pass you, he deliberately bumps into you and you almost lose your balance. What would you say or do?

- Push the person back
- Say "Excuse me" and keep on walking
- Say "Watch where you're going" and keep on walking
- Swear at the person and walk away

You are at a party at someone's house, and one of your friends offers you a drink containing alcohol. What would you say or do?

- Drink it
- Tell your friend "No thanks, I don't drink" and suggest that you and your friend go and do something else
- Just say "No, thanks" and walk away
- Make up a good excuse, tell your friend you had something else to do, and leave

PEER-INDIVIDUAL: Belief in the Moral Order (P11)

I think it is okay to take something without asking if you can get away with it.

I think sometimes it's okay to cheat at school.

It is all right to beat up people if they start the fight.

It is important to be honest with your parents, even if they become upset or you get punished.